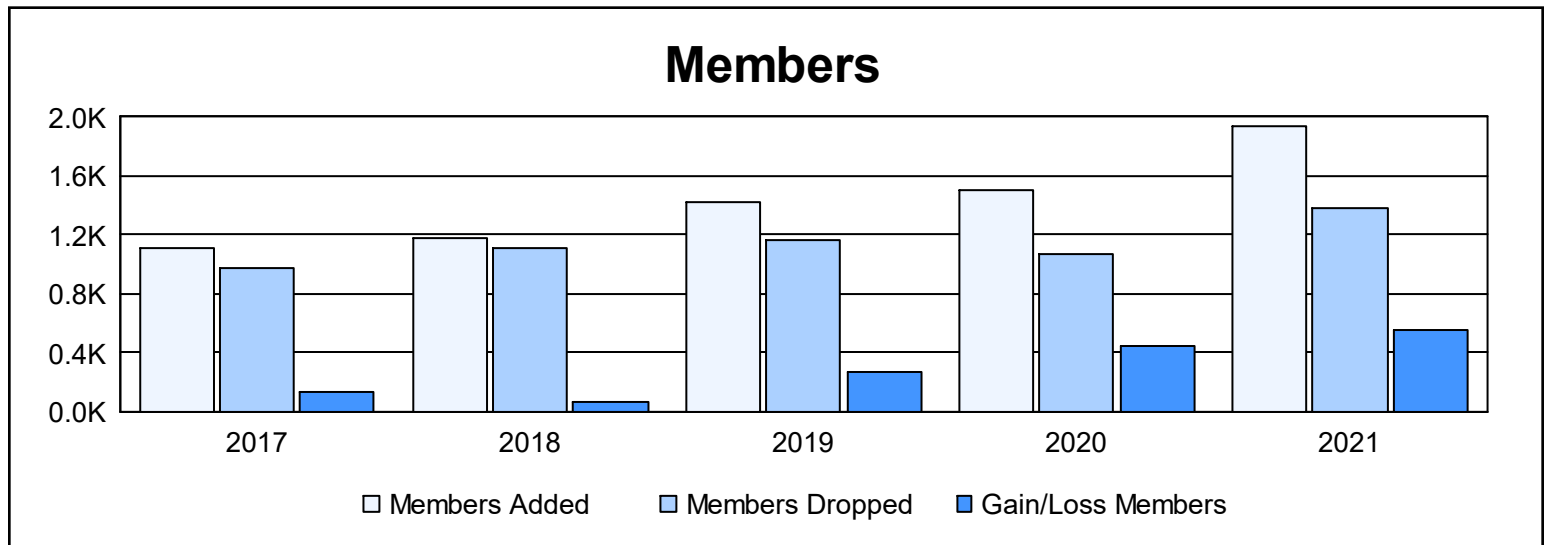
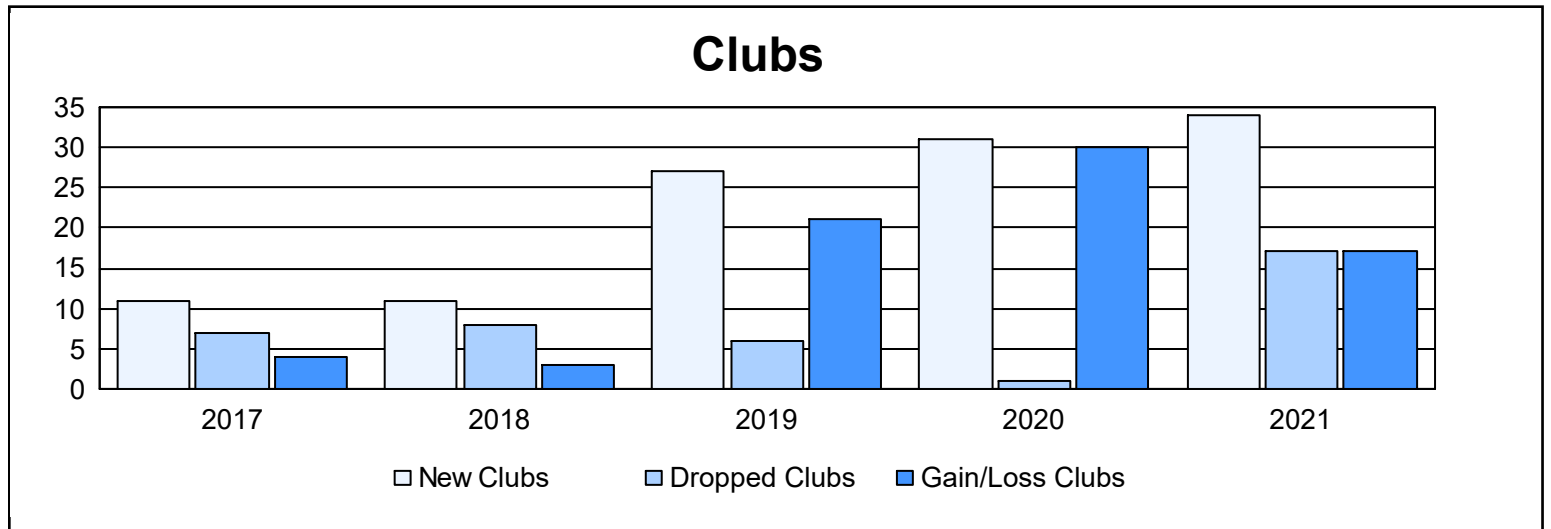
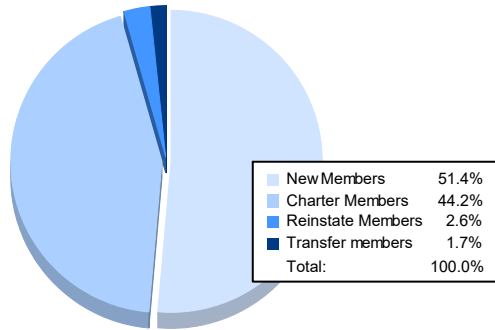


| Year           | New Clubs | Dropped Clubs | Gain/ Loss Clubs | New Members | Charter Members | Reinstate Members | Transfer Members | Total Member Added | Total Members Dropped | Gain/ Loss Members |
|----------------|-----------|---------------|------------------|-------------|-----------------|-------------------|------------------|--------------------|-----------------------|--------------------|
| 2016-2017      | 11        | 7             | 4                | 654         | 389             | 57                | 7                | 1,107              | 971                   | 136                |
| 2017-2018      | 11        | 8             | 3                | 884         | 243             | 45                | 13               | 1,185              | 1,113                 | 72                 |
| 2018-2019      | 27        | 6             | 21               | 568         | 749             | 96                | 11               | 1,424              | 1,160                 | 264                |
| 2019-2020      | 31        | 1             | 30               | 651         | 735             | 100               | 23               | 1,509              | 1,065                 | 444                |
| 2020-2021      | 34        | 17            | 17               | 996         | 856             | 51                | 33               | 1,936              | 1,376                 | 560                |
| <b>Average</b> | <b>23</b> | <b>8</b>      | <b>15</b>        | <b>751</b>  | <b>594</b>      | <b>70</b>         | <b>17</b>        | <b>1,432</b>       | <b>1,137</b>          | <b>295</b>         |



### Membership Composition June 2021 Cumulative



### Gender Composition June 2021 Cumulative

